


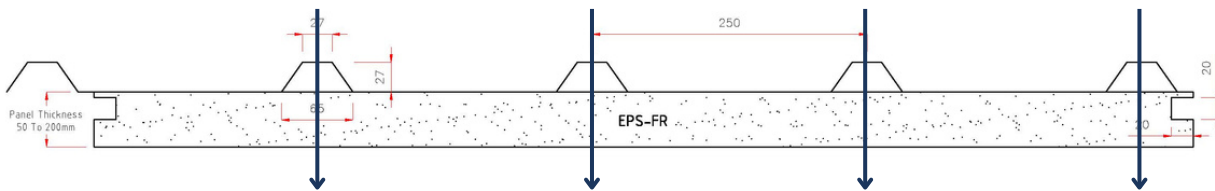
Insulated Roofing Screw Fixing Guide

Screw Placement

Apply stitching screws every 1 meter.

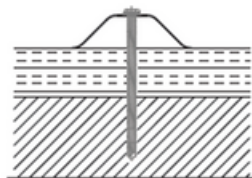
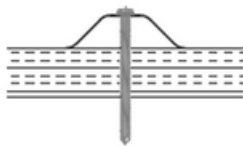
Trimlink profile

Note: Arrows denote screw placement



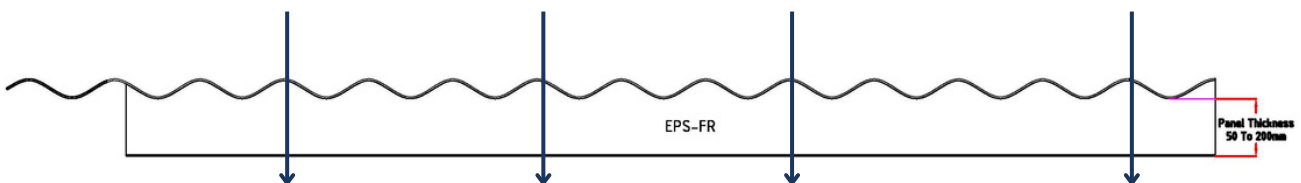
FIXING TO STEEL

FIXING TO TIMBER



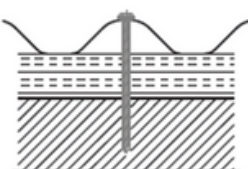
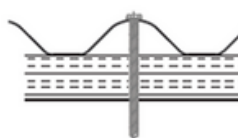
OVERLAPPING

Corrugated profile



FIXING TO STEEL

FIXING TO TIMBER



OVERLAPPING

Apollo Insulated Roofing Screw Specifications

For Steel Structures:

Fixing to purlin from 1.0-5.5mm in high wind areas.

SDM BRA

14g Hex



For Timber Structures:

Fixing to softwood or hardwood in high wind areas.

BRA Type 17

14g Hex



The length of the screws to be used on the various thicknesses of Apollo Insulated Roofing is detailed on our order form as follows:

Product Code	Screw Sizes	Suitable Trimlink	Suitable Corro	
A310	Steel Fixing Screw	125mm - Tek	50mm Apollo Trimlink	50mm & 75mm Corro
A311		150mm - Tek	75mm Apollo Trimlink	100mm Apollo Corro
A312		175mm - Tek	100mm Apollo Trimlink	125mm Apollo Corro
A313		205mm - Tek	125mm Apollo Trimlink	150mm Apollo Corro
A314		230mm - Tek	150mm Apollo Trimlink	175mm Apollo Corro
A315		300mm - Tek	200mm Apollo Trimlink	200mm Apollo Corro
A316	Timber Fixing Screw	125mm - T17	50mm Apollo Trimlink	50mm & 75mm Corro
A317		150mm - T17	75mm Apollo Trimlink	100mm Apollo Corro
A318		175mm - T17	100mm Apollo Trimlink	125mm Apollo Corro
A319		200mm - T17	125mm Apollo Trimlink	150mm Apollo Corro
A320		250mm - T17	150mm Apollo Trimlink	175mm Apollo Corro
A321		265mm - T17	200mm Apollo Trimlink	200mm Apollo Corro