

Apollo Corrugated Insulated Roofing

PRODUCT DESCRIPTION

Apollo insulated roofing is manufactured using EPS-FR finished high span elegant long-lasting fire-retardant panel for application in both commercial and domestic domains. Its functionality, quality and durability are guaranteed by using only the best available components, strict quality control and total attention to detail during the manufacturing process.

TECHNICAL DATA

Thickness (mm)	50	75	100	125	150	200
Weight (kg/m ²)	10.85	11.21	11.65	12.08	12.51	12.96
R Value 8°C m ² K/W	1.61	2.26	2.66	3.25	3.94	4.58
R Value 20°C m ² K/W	1.59	2.22	2.59	3.17	3.75	4.05

Minimum Pitch 5°

EARLY FIRE HAZARD (AS 1530.3:1999)

INDEX	Test Range	External Top Skin
IGNITABILITY	0-20	0
SPREAD OF FLAME	0-10	0
HEAT EVOLVED	0-10	0
SMOKE DEVELOPED	0-10	5

Panel Size	Apollo Corrugated Panel Span				Over hang	Tek Screw Size mm	
	A	B	C	D		Steel Fixing	Timber Fixing
50	5400	5400	5400	5400	1100	125	125 - T17
75	6600	6600	6600	6600	1200	125	125 - T17
100	7800	7800	7800	7800	1300	175	175 - T17
150	8900	8340	7950	8130	1350	230	250 - T17
200	10000	8880	8110	8470	1500	300	265 - T17

Panel Size	Apollo Corrugated Panel Span				Over hang	Tek Screw Size mm	
	A	B	C	D		Steel Fixing	Timber Fixing
50	5400	4850	4430	4620	1100	125	125 - T17
75	6600	5940	5420	5660	1200	125	125 - T17
100	7800	7030	6420	6710	1300	175	175 - T17
150	8140	7060	6450	6740	1350	230	250 - T17
200	8490	7100	6480	6770	1400	300	265 - T17

Panel Size	Apollo Corrugated Panel Span				Over hang	Tek Screw Size mm	
	A	B	C	D		Steel Fixing	Timber Fixing
50	4750	3970	3630	3790	1100	125	125 - T17
75	5820	4870	4450	4640	1200	125	125 - T17
100	6900	5770	5270	5500	1300	175	175 - T17
150	6930	5790	5290	5520	1350	230	250 - T17
200	6960	5820	5310	5550	1400	300	265 - T17

Overhang NOT to Exceed 25% of Immediate Back Span

A - 3 Sides Open & Freestanding	B - 2 Sides Open
C - 1 Side Open	D - Fully Enclosed

ROOF PANEL SPECIFICATIONS				
CORE AS 1366 PART 3 1992	"K" VALUE CORE	MAX SKIN TEMP	ADHESIVE	FINISH
SL Grade Polystyrene 13.5 Kg/m ²	0.037	78°C Dry Heat Sustained	Thermosetting two part Polyurethane CFC Free	Plain face

ROOF PANEL SKIN DETAILS			
Finish	Thickness	Substrate	Gloss Level
Upper Skin	0.42 mm (BMT)	AZ150 G550	25%
Lower Skin	0.60 mm (BMT)	AZ150 G300	25%

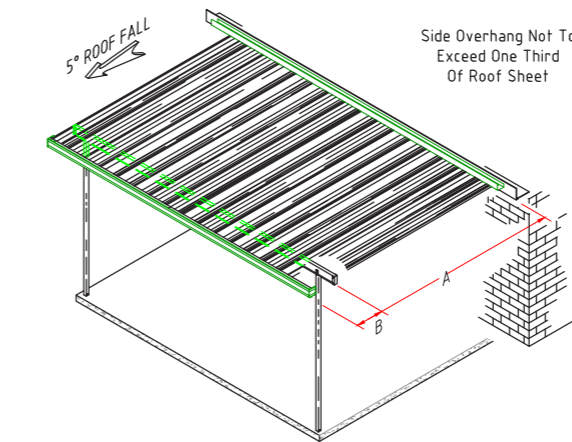
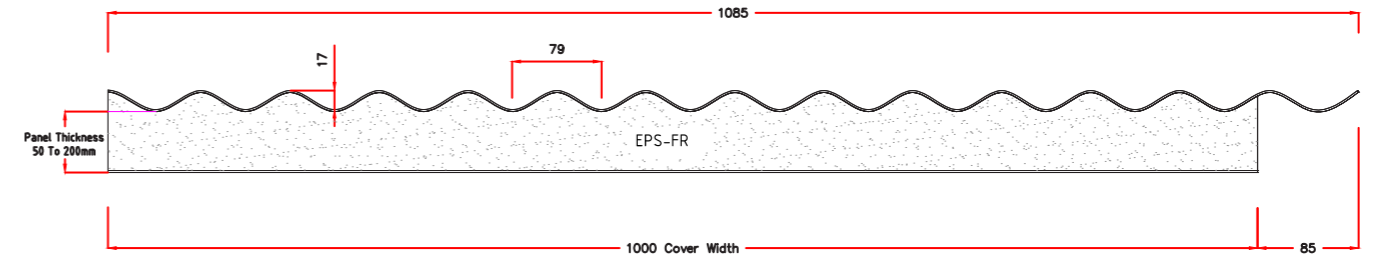

Core	EPS-FR(Expanded Polystyrene with fire retardant)
Width (cover mm)	1000
Thickness (mm)	50, 75, 100, 125, 150, 200
Length to order	2m to 12,5m (check for availability)
External Material	0.42mm G550 Unicote pre-painted steel
External Finishes	High-Rib Trapezoidal Profile
Exterior Colour Options	Armour Grey, Birch, Basal, Caulfield Green, Gull Grey, Heritage Red, Iron Grey, Jasmine Brown, Merino, Mist Green, Monolith, Mountain Blue, Off White, Slate Grey, Smooth Cream, Hamptons White, Wallaroo, Aluzinc
Unicote Colour References	
Internal Material	0.6mm G300 UniCote pre-painted steel
Internal Finishes	Plain
Interior Colour Options	Off White, Smooth Cream, Hamptons White, Ashwood, Maple
Pitch	5 degree minimum
Paint System	AS/NZS 2728 & AS 1397 Foam Grey Primer
Acoustic Properties	Rw 24 - 25 depending on thickness
Material Group Numbers	C1.10 Group 1 & 2
Bushfire Attack level	BAL-40 (All exposed core to be covered with flashing)
Fire hazard properties	AS/NZS 1530.3:1999
Ignitability Index	0
Spread of Flame Index	0
Heat Evolved Index	0
Smoke Index	5
SMOGR _{RC}	< 100

AS/ISO 9705 - BCA Group Number (Spec C1.10)
EPS-FR steel skinned insulated building panels conform to the requirements of the BCA Specification C1.10 as Group 1 depending on the thickness and construction detail.

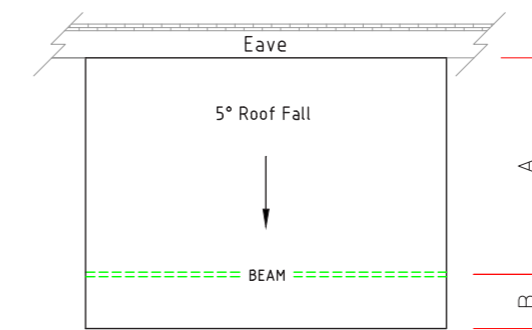
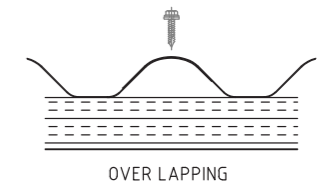
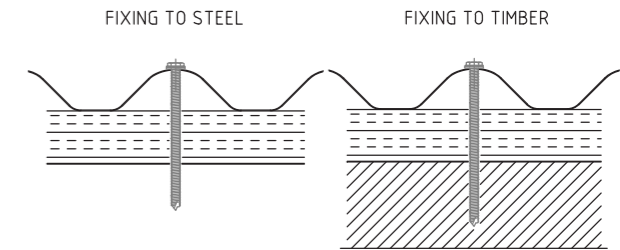
Group 1
Panel up to 200mm thick with steel 'wall-wall' and 'wall-ceiling' angles fixed with steel rivets or screws at maximum 300mm centres is classified as Group 1.

NOTES:

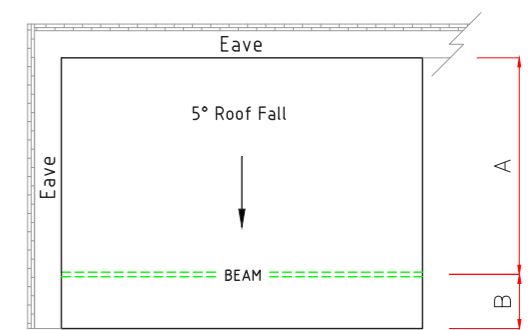
- Extended span tables including A, B, C & D. Refer Apollo Engineering Manual.
- Fixing with 14g Tek/T17 screws with Multiseal/cyclone washer - 4 per sheet per fixing point are required (see Apollo Insulated Screw Fixing Guide for exact details).
- Pressures specified are for wind gusts only per AS 1170.
- Deflection limit of span/150 applies, and in accordance with Serviceability Limit State criteria per AS1170.0 - TABLE C1.
- Self weight of the panel has been allowed for, plus an allowance of max 25kg/m² uniformly distributed dead loads (e.g. lights, fans, solar panels, etc.).
- Non-trafficable maintenance access (concentrated load) of 140kg (exceeding min. requirements of AS/NZS 1170.1:2002) on any one panel has been allowed for.
- Distributed live load of 0.25kPa (as per AS/NZS 1170.1:2002) has been allowed for.
- Min. roof slope of 5 degree applies.
- Generic engineering certification of the Apollo Patio System is available for residential patios.



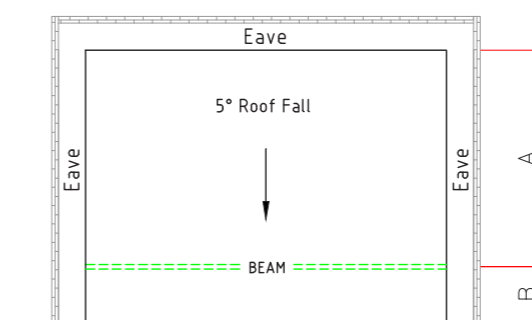
Side Overhang Not to Exceed One Third Of Roof Sheet



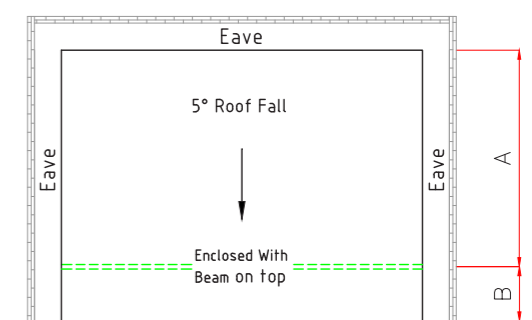
(A) = 3 - Side Open



(B) = 2 - Side Open



(C) = 1 - Side Open



(D) = Fully Enclosed